



HAT #06/23

SIZE M (54–57 cm)

ⓑ

MATERIALS Lamana Bergamo (75% Merino superfine, 25% Baby Alpaca, approx. 65 m/25 g) 75 g in colour Slate Grey shade 28 M, 4 mm and 5 mm circular knitting needles (40 cm), set of 4 mm dpns, cable needle, tapestry needle

PATTERN NOTE Rib pattern in rounds: * k1, p1, rep from * to end

Cable pattern: follow chart

Gauge: 27 sts and 27 rows/rounds in cable pattern with 5 mm needles (unstretched) = 10 × 10 cm

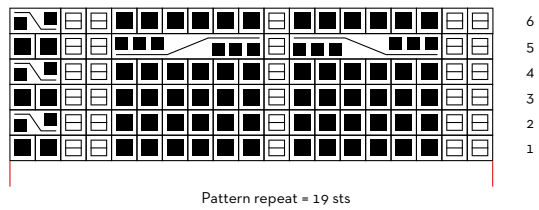
HOW TO CO 86 sts with 4 mm needles and work 1 row in rib pattern. Close to round and continue in rib pattern for further 38 rounds. In next round increase 28 sts evenly across while maintaining rib pattern (= 114 sts in total). Change to 5 mm needles and start cable pattern (6 pattern repeats per round). Work 43 rounds in cable pattern, *at the same time* in 35th round: p2 tog in each p2 rib (= 12 sts decreased, 102 sts left), in 40th round: k2tog in each 2-st cable (= 96 sts left).

Round 44: change to 4 mm dpns and k2tog throughout (= 48 sts left). Round 45: k all sts. Round 46: k2tog throughout (= 24 sts). Round 47: k all sts.

Cut yarn leaving a long tail, thread through remaining sts and secure.

TO FINISH Weave in ends. Cover with a damp cloth and leave until dry. Fold brim to RS.

LAMANA INSTRUCTION



LAMANA INSTRUCTION

www.lamana.de



ABBREVIATIONS

dpns = double pointed needles

k = knit

p = purl

rep = repeat

st(s) = stitch(es)

CO = cast on

p2tog = purl 2 sts together

k2tog = knit 2 sts together


RS = right side


cn = cable needle


KNITTING SYMBOLS

 k 1

 p 1

 sl 1 st to cn and hold in front, k1, then k1 from cn

 slip 3 sts to cn and hold in front, k3, then k3 from cn

 slip 3 sts to cn and hold at back, k3, then k3 from cn

SKILL LEVEL

Ⓐ easy Ⓑ intermediate Ⓒ advanced