



PUNO


60% ALPACA

40% MERINO SCHURWOLLE / WOOL

e 50g / ca. 60m

 Gr. 38–40 / ca. 650g

 15 M (St), 22 R / 10×10cm

 6–7



00 Natur
Wool White



03 Seidengrau
Silk Grey



05 Silbergrau
Silver Grey



04 Anthrazit
Anthracite



01 Schwarz
Black



08 Curry



07 Khaki



29 Schokolade
Chocolate



06 Maronenbraun
Chestnut Brown



16 Bordeaux



33 Karmin
Carmine



15 Chili



12 Jeans



36 Taubenblau
Pigeon Blue



37 Perlgrau
Pearl Grey



40 Altrosa
Antique Pink



61 Lavendel
Lavender



31 Pflaume
Plum



11 Marineblau
Navy



24 Petrol